



IMPORTANT: PRIOR TO SHIPPING

Please attach one worksheet to each pattern. Fill out the worksheet as complete as possible.

PATTERN NEEDS TO REPRESENT THE ROUGH HOLE OPENING.

Standard reduction will be made to ensure frame fit dimensions. You may also include any additional notes or information that may be helpful.

QUANTITY: _____

PATTERN NAME (EX. PORT SIDE GALLEY): _____

ADDITIONAL NOTES: _____

THIS PATTERN IS MADE FROM (select one)

OUTSIDE LOOKING IN INSIDE LOOKING OUT

STATIONARY MARINE SERIES

GLASS THICKNESS

- 1/4 GLASS
- 3/8 GLASS
- 1/2 GLASS

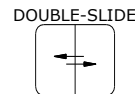
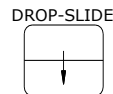
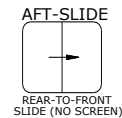
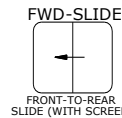
FIXED



SLIDING MARINE SERIES

GLASS THICKNESS

1/4 GLASS



FRAME COLOR (select one)	CLEAR ANODIZED	WHITE POWDER-COAT(\$)	ALMOND POWDER-COAT(\$\$)
	BLACK POWDER-COAT(\$)	LIGHT GRAY POWDER-COAT(\$\$)	SILVER POWDER-COAT(\$\$)

STANDARD DUTY GLASS TINT (select one)	CLEAR	SOLEX(\$) (light green)	LIGHT GREY(\$)	BRONZE(\$)	DARK GREY(\$\$) (greylite-black)	SOLAR COOL BRONZE(\$\$) (mirror reflective coating)
--	-------	----------------------------	----------------	------------	-------------------------------------	--

HEAVY DUTY (select one)	3/8" CLEAR	3/8" GRAY(\$\$)	1/2" CLEAR(\$)
GLASS TINT	(ONLY AVAILABLE FOR STATIONARY AND TOP HINGE)		

WINDOW LOCATION (select one or more) WHEN INSIDE FACING FORWARD	PORT SIDE (LEFT SIDE)	STARBOARD SIDE (RIGHT SIDE)	FORWARD	AFT
---	--------------------------	--------------------------------	---------	-----

INSTALL METHOD (select one)	TRIM RING(\$) (MOST COMMON)	FLANGE MOUNT (NO PREDILLED HOLES)	PREDRILLED FLANGE MOUNT(\$\$) (PREDILLED & COUNTERSUNK HOLES)
------------------------------------	--------------------------------	--------------------------------------	--

LIST TOTAL FINISHED WALL THICKNESS (REQUIRED)
(INTERIOR TRIM RING INSTALL METHOD ONLY) (+/- 1/16") _____

COMPANY / CONTACT NAME: _____

STREET ADDRESS: _____ CITY, STATE, ZIPCODE: _____

CONTACT PHONE NUMBER(S): _____

E-MAIL OR FAX: _____



**PRINT COMPLETED WORKSHEET FOR EACH WINDOW AND MAIL COMPLETED FORMS AND PATTERNS TO:
MOTION WINDOWS - 6295 NE 147TH AVE, VANCOUVER, WA 98682**